

THE WILDLIFE GROUP

2023 – 2024

Product Guide & Catalog

Improving Wildlife Habitat One Tree at a Time!

JOB 38:12



2858 COUNTY ROAD 53 ✦ TUSKEGEE, AL 36083

WWW.WILDLIFEGROUP.COM

PHONE 800-221-9703 ✦ FAX 334-724-9300

FRUIT TREE PRODUCTION ON YOUR PROPERTY

Purchasing Trees

The Old saying “you get what you pay for” is essential when purchasing fruit trees. Bargain plants may not be healthy, or maybe a variety not adapted to your area. Buy only trees of recommended varieties from a reliable source.

Remember these few points when purchasing trees:

- Healthy one-year whips 3'-4' tall ½" to ¾" diameter are preferred
- Healthy container plants 4'-8' tall 1" to 2" diameter
- Small trees with a sound root system are more desirable
- Do not purchase trees that appear stunted, poorly grown, or diseased
- Closely check labels to make sure of variety and **rootstock**.

Site and Soil Requirements

Sunlight is the critical ingredient in maximizing fruit production. Early morning sun is crucial to dry the dew from the plants, thereby reducing disease incidence. So choose a site on your property that is in the sun most of the day. Otherwise, expect reduced performance from your trees.

Well-drained soil is more important than soil fertility. Avoid soils where the water still stands 24 hours after a good rain. In these areas, the roots will die from a lack of oxygen. If you are forced to plant in these areas, you must plant on raised or terraced beds.

Lastly, do not plant Apple Trees in highly alkaline soils. Apples develop many minor element problems when planted on high PH soils.

Pollination

Not all fruit trees require pollen from other varieties to set fruit. But remember that fruit trees produce larger and sweeter crops when cross-pollinated with suitable varieties. It is always best to plant two or more varieties with overlapping bloom periods. Some types bear heavy crops when pollinated by another pollen-producing variety. Mixing varieties and plants in multiples is imperative to ensure that pollination is not an issue.

Pruning and Training

The day you plant your trees is when you begin to prune and train for future production. Neglect results in poor growth and delayed fruiting.

- 1st year – Pruning a young tree controls its shape by developing a robust, well-balanced framework of scaffold branches. Remove or cut back unwanted branches early to avoid the necessity of significant cuts in later years. Remove inside crossing limbs as well as heading the central leader. Heading brings the top and the roots back into balance and causes buds below the cut to grow and form scaffold branches.
- 2nd year – Again, top the central leader to encourage another group of scaffolding branches. Remove all inside limbs and tip prune all existing stems. Limb spreaders are encouraged to get the desired spread of limbs (45-degree angle with the main Trunk); this increases sunlight to the interior portion of the tree. Remember to keep the central leader as the highest point on the tree and keep the ends of the scaffold branches and primary limbs below the top of the tree—prune trees every year in February.

Fertilization

At planting time, dig a larger-than-average hole to soften the surrounding soils. A giant hole will allow the root system to spread quickly. Place the recommended number of Best Paks all-season 20-10-5 fertilizer at the edge of each hole about halfway up from the bottom of the hole. Cover the root system and water if possible. The second growing season, on the 1st of March, double the amount of Best Pak all-season fertilizer. Take a shovel, slice into the soil, and drop in the recommended number of paks around the tree's dripline to fertilize for that year.

If you are in an area where fire blight has been a problem, Cut your application rates by 1/2 on Apples and Crabapples. Pears do not require much fertilizer, so if you have any doubts about pears, do not fertilize them. Treat persimmons much like you would pears.

Soil Testing is the most overlooked aspect in any planting situation.

Weed Control

One of the most limiting factors for all newly planted trees is weeds. Weed competition can result in death or poor growth of young trees. Keep a 3-4' circle cleaned at the base of each tree; you can accomplish this by mulching and using weed fabric or chemicals. When using chemicals, please read labels and use only recommended mixing rates. Be careful not to get it on the tree or saturate the ground. Combining a pre-emergent with the roundup is also very beneficial to prohibit regrowth for approximately three months. Again **"Weeds are the most limiting factor for newly planted trees."**

Spraying

Strive to pick the most disease-resistant trees that you can get to help with the problems that may arise while you are gone. However, resistance does not mean immunity, so some spraying may sometimes be necessary.

We strongly recommend spraying dormant oil (Horticultural oil) mixed with 1 ounce of Permethrin on your fruit trees once a season in February on a warm sunny day. Winter spraying will smother mites and insect eggs that would emerge later to cause damage to your trees. Permethrin will also contact kill and have a 30-60 day residual kill. Permethrin will also kill Ambrosia beetle along with Camphor shot borers that overwinter in your trees and emerge in the spring.

Never spray insecticides on your trees while they are blooming. Doing this will kill beneficial pollinating insects.

We also recommend a systemic drench for edibles. Bayer Citrus and Vegetable Insect control can be used on all of your mast-producing trees. This soil drench gives season-long prevention against aphids, beetles, whiteflies, scales, psyllids, leafhoppers, and thrips. A more robust version for hardwood trees that are not to be used for human consumption is also available. This dual-action formula delivers 12 months of insect protection and slow-release fertilizer feed. These products can also be purchased where you get your trees and at local Lowes and Home Depot stores.

In Summation

- Purchase your trees from a reputable company. Remember that buying trees is a long-term relationship, much like purchasing a piece of land. The trees that you plant on your property will benefit you and your family for a long time.
- Soil Test
- Diversify - plant varying species of Apples, Crabapples, Pears, Persimmons, and Plums for pollination and a sustained fruit drop from early summer into late December.
- Spend a little time with your trees each season in late February, removing old dead limbs, crossing limbs inside the tree, and heading back to the leaders. Remember to make pruning cuts above outward-facing buds.
- Fertilization - always lean on the side of a little is enough. Remember that Pears and Persimmon do not require much nitrogen, especially after about three-four years. Fertilization during the early years is beneficial in establishing young trees and soil testing for correct PH.
- Weeds - use weed mats, spray, and mulch weeds are the most limiting factor to establishing newly planted trees.
- Dormant oil on a warm February day will help prevent insect damage. The 1st and most crucial spray that can be applied to fruit trees, in my opinion, and is the least toxic of all sprays. (Neem Oil is excellent and is organic)
- Lastly, be patient! We constantly hear someone tell us that the nursery told me they have trees that will produce in 2-3 years. Well, we do, but in reality, even if buying large trees, you will still have about a 4 - 5-year window that the tree must develop a sound limb structure and a healthy, thriving root system. Only then will you start to benefit fully from your orchard.

So plant with a long-term purpose in mind and only plant as many trees as you can care for each season.

FRUIT TREE SELECTION

Planting fruit trees on your property for enjoyment as well as creating a food source for wildlife is a little more involved than just stopping by the local Wal-Mart and picking up a tree. Several factors are considered before choosing or planting fruit trees.

- 1) Pick trees that you know will produce in your area. Someone at the nursery will help you with that. If they cannot help with this information, you are in the wrong place.
- 2) Choose healthy plant stock, whether

you are choosing bare root or container trees.

- 3) Plant different varieties of apples, crabapples, pears, and plums in groups to aid in pollination. Never plant just one variety.
- 4) Always plant during the winter season when the plants are dormant to decrease transplanting shock and to increase survivability.
- 5) Dig a nice big hole to spread the roots and water thoroughly at planting to remove all air pockets.

Here at The Wildlife Group, we have done your homework for you. We have selected over 30 varieties of fruit trees that we feel have the desirable traits needed for planting and producing on your property. Desirable traits that we believe are most important include different drop & bloom times, disease resistance, quality root stock and ease of growth. We are currently offering many varieties of fruit trees for wildlife that when planted in groups will drop fruit from July until late December. Typically these trees will produce within three to five years of the planting date depending upon variety. If you are looking for quicker production, we offer larger plants in 7 Gallon & 15-gallon containers. The container plants range in price from \$35.00 to \$60.00.



Tips from The Wildlife Group!

- 1) Pears are the easiest fruit tree to grow.
- 2) Crabapples do a great job pollinating apples
- 3) Purchasing fruit trees in packages aids in pollination and saves you money.
- 4) Make a plan now so that you can get your trees planted before February for best results.
- 5) Planting container plants in November & December gives you the best chance for success
- 6) Always use Plantra Jump Start Tree Tubes & Fiberglass stakes on all your bare root fruit trees or oak seedlings.
- 7) On larger container trees either protect with a wire cage, plastic mesh enclosure, or trunk protectors from Plantra. Most importantly protect your trees deer will eat everything they can reach.



FRUIT TREE PACKAGES

When designing a permanent food plot, I'm asked how many trees I can put on an acre. One Acre is roughly a football field minus the end zone. So, let's assume we are spacing every tree on thirty-foot centers. One Acre is 43,560 sq ft, $30 \times 30 = 900$, 900 divided by 43,560 = 48.40. You could feasibly put 48 fruit trees on an Acre at 30 ft spacing and still have room for a bush-hogged lane around the field. Mixing different types of fruit in these areas will provide months of food pollination and help concentrate wildlife in a permanent tree plot.

Packages are designed for extended drop dates and overlapping Pollination.

WILDLIFE PEAR PACKAGE: (Oct/Nov/Dec) Broadview, Railroad, Becton, Gate, Ms. Laneene, Gallaway, Gilmer Christmas, Bowhunter, Wildlife Pear, Mckelvey, Senator Clark
Bareroot 4'-6'ft 11 Varieties @ \$275.00

FRESH OFF THE TREE PACKAGE: Big Mama, Big Daddy, Dixie Delight, Kieffer, McKelvey, Orient, Moonglow, Senator Clark, Arthur Ledbetter, Eddie O, TS Hardy
Bareroot 4'-6'ft 11 Varieties @ \$275.00

APPLE PACKAGE: (August/Sept) Little Benny, Dulas Beauty, Cauley (Sept/Oct) Royal Limbertwig, Gold Rush, Striped Ben Davis (Late) Arkansas Black, Yates, Enterprise, King David
Bareroot 3'-5'ft 10 Varieties @ \$250.00

CRABAPPLE: 2 Callaway, 2 Dozier, 2 Dolgo, 2 Hewe's, 2 Chestnut 2, Whitney
Bareroot 3'-5'ft 12 Varieties @ \$300.00

PERSIMMON PACKAGE: 2 Fuyu, 2 Jiro
Bareroot 12" - 36" 4 varieties @ \$120.00

Pick any 100 Bareroot fruit trees and receive a 20% discount off the regular price.

We reserve the right to make suitable plant substitutions if availability becomes an issue.

Most trees will produce heavy five to six years from the planting date.

Tip: Plant in full sun on a well-drained site.

1-800-221-9703

Email; Allen@wildlifegroup.com

CERTIFIED VIRUS FREE ROOTSTOCK

The Wildlife Group strives to supply our customers with the best varieties of apples & crab apples. Thru comprehensive study and selection, we feel that we are offering the highest quality of varieties with outstanding disease resistance for your property. Along with carefully selected apple varieties, we are also very cautious about using the best rootstock. That is why we have chosen to use MM111 on southern Apples and Crabapples, and Bud 118 on Northern varieties for colder climates.

What is Rootstock?

The rootstock is a plant, sometimes just a stump of the plant, with an established healthy root system, which we use for grafting or budding. The part of the plant being grafted or budded is called the scion. Both parts play an integral role in the makeup of the new plant. The rootstock is chosen for its vigor and disease-resistant qualities. The scion is chosen for the plant characteristics desired by the grower. For example, we selected the Callaway Crabapple for the desired fruit for animals and the drop time. The bud from the Callaway put on MM111 rootstock gives the tree excellent disease resistance, abundant fruit production, and desirable drop dates. The MM111 will also allow for varying planting sites and can withstand moist soil. Fruit trees can only be replicated thru this process. The seed from the fruit will not produce the Callaway.

CRABAPPLES

<p>BAREROOT HEIGHT 3'-5' \$30.00 ea.</p> <p>CONTAINER 3 gal \$40.00 ea.</p>	<p>CHESTNUT CRABAPPLE USDA Hardiness Zone 3-8 Mature Height 20-30' Fruit Size: 1"-2" Drop Time: Sept/Oct Self Pollinator</p> <p>Chestnut Crab is an excellent pollinator for other apples. It is also great for fresh picking with juicy white flesh with a soft nut-like flavor for fresh eating. Deer Love this crabapple! Easy to grow and very disease resistant.</p>
<p>BAREROOT HEIGHT 3'-5' \$30.00</p> <p>CONTAINER 3 GAL \$40.00</p>	<p>CALLAWAY CRABAPPLE Hardness Zone: 5 to 9 Mature Height: 15-20' • Fruit Size: 1 1/2" diameter • Drop Time: Fall to Dec. • Pollinator: Dolgo, Hewes</p> <p>Produces showy white flowers that bloom in April. Tree and fruit have excellent disease resistance. Bright red in color. Fruit holds a long time. Bow hunters appreciate that the fruit can be put on the ground when desired.</p>
<p>BAREROOT HEIGHT 3'-5' \$30.00</p> <p>CONTAINER 3 GAL \$40.00</p>	<p>DOLGO CRABAPPLE Hardness Zone: 5 to 9 • Mature Height: 15-20' • Fruit Size: 1 1/2" diameter Drop Time: Fall to Dec. • Pollinator: to apples also</p> <p>Developed for its many ornamental qualities. Highly disease resistant, large pink buds and showy white flowers. Blooms over extended period in spring. Extremely heavy crops of red fruit. Similar to Callaway. Fruit drops very slowly.</p>



CRAB APPLES

<p>BAREROOT HEIGHT 3'-5' \$30.00</p> <p>CONTAINER 3 GAL \$40.00</p>	<p>DOZIER CRABAPPLE Hardness Zone: 5 to 9 • Mature Height: 15-20' • Fruit Size: 3" diameter Drop Time: Oct. to Nov. • Pollinator : Callaway, Dolgo Vigorous upright tree with heavy spur production (spur is a short 3-5" limb where the apple sets fruit). Fruit is large, oval round in shape. Flesh is cream colored while skin is yellowish with fine red stripes.</p>
<p>BAREROOT HEIGHT 12"-24" \$2.00 EA.</p> <p>Availability is limited, will not ship till January.</p>	<p>SOUTHERN CRABAPPLE Hardness Zone: 5 to 9 • Mature Height: 12-18' • Fruit Size: 1/2-1" Drop Time: Sept. to Oct. • Pollinator: All Crabapples Thicket-forming native with straight, often fluted trunk and rounded, dense crown of spreading branches. Beautiful showy flowers in the spring. Highly susceptible to cedar rust. Plant in area free of cedar trees. Does well in wet/moist soils.</p>
<p>BAREROOT HEIGHT 3'-5' \$30.00</p> <p>CONTAINER 3 GAL \$40.00</p>	<p>HEWE'S CRABAPPLE Hardness Zone: 5 to 9 • Mature Height: 15-20' Fruit Size: small Drop Time: Sept. to Oct. • Pollinator: All Apples & Crabapples Small apple has been in existence since 1717. Known to be the most celebrated cider apple ever grown in the south. Fruit is the size of a golf ball.</p>
<p>BAREROOT HEIGHT 3'-5' \$30.00</p> <p>CONTAINER 3 GAL \$40.00</p>	<p>WHITNEY CRABAPPLE Hardiness Zone 4-9 Mature Height. 20-30' Fruit size. Golf ball Drop Time : Sept/Oct Pollinators : Self Pollinator but mix with Callaway,Dolgo,Hewes This tree produces large Golf ball sized red fruit. Ripens early September and drops into October. For canning enthusiast this is an excellent choice. For deer hunters this crab will mix in great with your other trees for an excellent fruit and aided pollination of Apples. Cold Hardy as well as Heat tolerant in the south.</p>

APPLES

We would like to thank and give much credit to Mr. Lee Calhoun Jr. for much of the great information that he has provided on the southern apple varieties that we offer. His book Old Southern Apples is an excellent read and full of years of his own research on great Southern apples. We strongly suggest that you pick this book up for your coffee table or hunting lodge.

<p>BAREROOT HEIGHT 3'-5' \$30.00</p>	<p>ARKANSAS BLACK Hardness Zone: 6 to 8 • Mature Height: 12-18' • Fruit Size: medium Drop Time: Nov.to Dec. • Pollinator: Yates, Dolgo Old Time heritage apple that has been a favorite in the south since 1870. Beautiful, good keeper, very disease resistant. Nearly round, but slightly conical fruit. Yellow skin covered with deep red color almost black on the sunny side. Late season producer. Excellent for wildlife.</p>
<p>BAREROOT HEIGHT 3'-5' \$30.00</p>	<p>ROYAL LIMBERTWIG Hardness Zone: 6 to 8 • Mature Height: 12-18' • Fruit Size: medium Drop Time: Oct. to Nov. • Pollinator: Black Limbertwig, Dolgo, Callaway As many as 20 different Limbertwig apple varieties. A personal favorite. High quality apple that grows well in the south. Skin is yellow with some red.</p>

<p>BAREROOT HEIGHT 3'-5' \$30.00</p>	<p>YATES Hardness Zone: 6 to 8 • Mature Height: 12-18' • Fruit Size: small Drop Time: Late Oct. • Pollinator: Dolgo, Hewes, Arkansas Black Originated in Fayette County Georgia before 1860. Used primarily for apple cider. Disease resistance and vigor makes it very useful for the wildlife industry. It is a good keeper and even grows well in the warmer areas of the south. Ripens late October.</p>
<p>BAREROOT HEIGHT 3'-5' \$30.00</p>	<p>CAULEY Hardness Zone: 7 to 9 • Mature Height: 12-18' • Fruit Size: large/extra large Drop Time: Aug. to Sept. • Pollinator: Autumn Rush, Gibson Gold, Hewes Found near Grenada, MS in 1919 in the yard of John Cauley. Three young trees grafted from Mr. Cauley's tree by J.W. Willis, who planted them in Stoneville, MS. One of the three trees survived the 1927 MS River flood. Surviving tree averaged over a ton of apples each year during the 1930s. Shown to be susceptible to fire blight when young but resistant to this disease, as well as scab and bitter rot, when older. Fruit weighs over a pound.</p>
<p>BAREROOT HEIGHT 3'-5' \$30.00</p>	<p>DULA'S BEAUTY Hardness Zone: 7 to 9 • Mature Height: 12-18' • Fruit Size: large to extra large Drop Time: Sept. to Oct. • Pollinator: Autumn Rush, Gibson Originated in NC from the seed of a Limbertwig that Mr. J.A. Dula planted to grow rootstocks for grafting. Seedlings turned out to be very vigorous, a prolific producer, and said to grow well on either bottomland or hillsides. Strongly resembles fruit and growth characteristics of Coffey seedling apple.</p>
<p>BAREROOT HEIGHT 3'-5' \$30.00</p>	<p>LITTLE BENNY Hardness Zone: 6 to 8 • Mature Height: 12-18' • Fruit Size: small Drop Time: July to Aug. • Pollinator: Anna, Shell, Brogden Not much is known about it other than it originated in Grantsboro, NC. An indicator that it is well suited for the coastal plains. Red on green in color, heavy producer, and the insects don't seem to bother like other apples. To our knowledge this tree has never been offered in a catalog listing. Great addition to your apple orchard.</p>
<p>BAREROOT HEIGHT 3'-5' \$30.00</p>	<p>SHELL OF ALABAMA Hardness Zone: 7 to 9 • Mature Height: 12-18' • Fruit Size: medium Drop Time: July to Aug. • Pollinator: Anna, Shell Originated about ten miles north of Brewton, AL in the late 1800s. The town of Appleton was named from the apple orchard created by Mr. Green Shell at the intersection of present day highways 49/40. Most recent Shell apple was discovered in Santa Rosa County, FL in 2006. Excellent deep south low chill apple. In NC, Mr. Lee Calhoun stated that his flowered in February and matured in early July.</p>
<p>BAREROOT HEIGHT 3'-5' \$30.00</p>	<p>STRIPED BEN DAVIS Hardness Zone: 6 to 8 • Mature Height: 12-18' • Fruit Size: medium Drop Time: Oct. to Nov. • Pollinator: Yates, Dolgo, BlackBen Variant of the original Ben Davis is but a better eating quality apple. Flavor improves in storage. Tough waxy skin, mostly yellow washed with bright red striped. Listed for sale throughout the southeast from 1857 - 1928.</p>
<p>BAREROOT HEIGHT 3'-5' \$30.00</p>	<p>KING DAVID Hardness Zone 5-8. Mature Height: 12-18'. Fruit size medium/large. Drop Time: Oct/Nov. Pollinator : Yates and all Limbertwigs King David was found in Arkansas in the late 1800's. A true American Apple that drops October into December. Resistant to fire blight, apple cedar, and scab. A great addition to your orchard for a let drop variety.</p>

APPLES

HEIGHT

3'-5' \$30.00

ENTERPRISE

Hardiness Zone 4-7(8) . Mature Height 12-18'. Fruit size medium/large
Drop Time Oct/Dec . Pollinators: Hewe's Crab,Gibson Gold ,Gold Rush,Dolgo
Enterprise is extraordinarily disease-resistant, grower-friendly.
Ideal for the no-spray wildlife enthusiast.The tree is spreading and
vigorous. Immune to scab, resistant to fire blight and cedar apple
rust, moderately resistant to mildew. Another high disease resistant
and late drop variety that would be a great addition to your orchard.

HEIGHT

3'-5' \$30.00

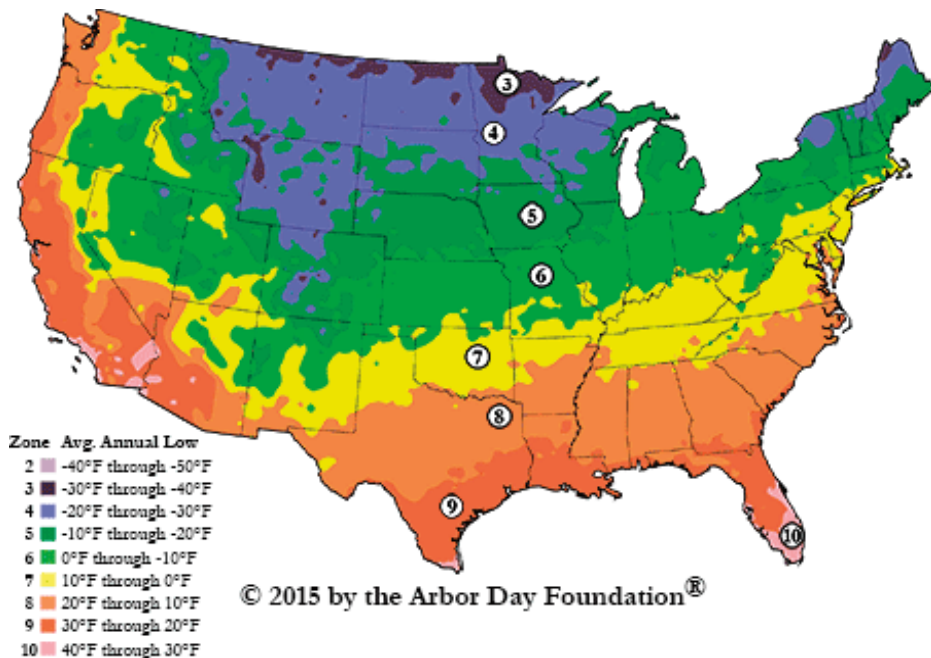
GOLD RUSH

Hardiness Zone 5-8 . Mature Height 12-18'. Fruit size medium
Drop Time Oct/Nov . Pollinators: Hewe's Crab,Gibson Gold ,Enterprise,Dolgo
GoldRush is immune to scab, highly resistant to powdery mildew,
somewhat susceptible to cedar-apple rust, resistant to fire blight. Fruit
ripens late October through mid-November, but extremely high sugar
levels help protect from freezing. GoldRush's disease resistance and
easy growing habits make it a solid choice for wildlife growers.



Hardiness Zone Map

Go to: <http://planthardiness.ars.usda.gov>



The USDA released a new map for 2012, which takes into account changes in winter low temperatures over the last 30 years. New data indicates a general warming trend in winter temperatures, which has resulted in some changes in zone categorization.

The USDA plant hardiness zones are to be used as a general guideline for planting. You should be aware that there are other factors that will affect the hardiness of a plant which includes wind, soil type, humidity, snow and moisture. For further information on planting in your area contact your local county extension office.

PEARS

BAREROOT
HEIGHT
4'-6' \$30.00
CONTAINER
7 GAL \$45.00

ARTHUR LEDBETTER

Hardness Zone: 5 to 9 • Mature Height: 20-30'
Fruit Size: medium • Drop Time: Sept.

Heavy annual producer. Fruit crisp and very juicy. Leaves are dark green and free of leaf spot disease as well as fire blight.

BAREROOT
HEIGHT
4'-6' \$30.00
CONTAINER
7 GAL \$45.00

BECTON

Hardness Zone: 5 to 9 • Mature Height: 30-40'
Fruit Size: large • Drop Time: Nov.

Found in Tulsa, OK by O.M. Becton. Noticed in his in-law's yard and was impressed that it still had pears hanging at Thanksgiving. Produces larger pear that is very tasty. Shown no visible sign of disease. An excellent addition to your fruit tree plots.

BAREROOT
HEIGHT
4'-6' \$30.00

BIG DADDY

Hardness zone: 5-9. Mature Height: 20'-30' Fruit size: Very Large
Drop Time: Sept. to Oct.

Another very productive pear tree selection. Vigorous grower of large pears. Not as round and large as Big Mama but an added choice for heavy production and pollination. Plus, Big Mama needs Big Daddy close. Get you some!

BAREROOT
HEIGHT
4'-6' \$30.00

BIG MAMA

Hardiness zone: 5-9. Mature Height: 20'-30' Fruit size: Very Large
Drop Time: Sept. to Oct.

Very Productive Pear tree that produces pears bigger than softballs. Very resistant to fire blight. A vigorous upright grower that can withstand the weight of the large pears. Excellent tree for your pear orchard. Warning: do not walk under Big Mama during drop date; these things are enormous. Plant with Big Daddy for pollination. Do not ask why!

BAREROOT
HEIGHT
4'-6' \$30.00

BROADVIEW PEAR

Hardiness zone 5-9. Mature Height 15'-25'. Fruit size: small. Drop Time: Late Sept/October.

One of our many field techs, Kenny Hood found the Broadview pear on a piece of his property. So, we aptly named it after his plantation, Broadview. We have watched the tree for several years and found it was worthy of reproduction. It is a fantastic small pear that seems to dodge the late frost or at least withstands it to produce a great crop yearly. Great Bow season addition.

BAREROOT
HEIGHT
4'-6' \$30.00
CONTAINER
7 GAL \$45.00

DIXIE DELIGHT

Hardness Zone: 5 to 9 • Mature Height: 20-30'
Fruit Size: medium • Drop Time: Sept. to Oct.

Very juicy sweet pear with exceptional flavor. Annual heavy producer. Tree is hardy and free of leaf spot disease and fire blight.

BAREROOT
HEIGHT
4'-6' \$30.00
CONTAINER
7 GAL \$45.00

GALLAWAY

Hardness Zone: 5 to 9 • Mature Height: 20-30' • Drop Time: Oct. to Nov.

A hard pear with a round shape. Annual heavy crop of light green to yellow colored pears. Free of leaf spot disease and has shown some resistance to fire blight infections. Great for canning and late season deer hunting.

<p>BAREROOT HEIGHT 4'-6' \$30.00</p> <p>CONTAINER 7 GAL \$45.00</p>	<p>GATE Hardness Zone: 5 to 9 • Mature Height: 30-40' • Fruit Size: medium Drop Time: Until Dec.</p> <p>Found some 30 years ago at the gate of the Old Hill place. Never shown any sign of fire blight. Hard pear better suited for cooking & preserves. Precarious and typically will produce by its third year after planting.</p>
<p>BAREROOT HEIGHT 4'-6' \$30.00</p> <p>CONTAINER 7 GAL \$45.00</p>	<p>GILMER CHRISTMAS Hardness Zone: 5 to 9 • Mature Height: 20-30' • Fruit Size: 2-3" diameter Drop Time: Nov. to Jan.</p> <p>Hearty, heavy bearing tree that matures in early November till January. Golden colored fruit. This a seedling thornless pear tree. Very late drop that holds into January on some years.</p>
<p>BAREROOT HEIGHT 4'-6' \$30.00</p> <p>CONTAINER 7 GAL \$45.00</p>	<p>KIEFFER Hardness Zone: 5 to 9 • Mature Height: 20-30' • Fruit Size: medium Drop Time: Sept. to Oct.</p> <p>Grown more commonly than any other pear in North America. Foilage is dark green and has no incidence of leaf spot. Strong resistance to fire blight. Heavy producer at an early age and very productive each season.</p>
<p>BAREROOT HEIGHT 4'-6' \$30.00</p> <p>CONTAINER 7 GAL \$45.00</p>	<p>MCKELVEY Hardness Zone: 5 to 9 • Mature Height: 20-30' • Fruit Size: large Drop Time: Sept. to Oct.</p> <p>Fruit is smooth texture and extremely juicy. No sign of leaf spot or fire blight infection. Very hardy cultivar that produces annual heavy quality crops.</p>
<p>BAREROOT HEIGHT 4'-6' \$30.00</p> <p>CONTAINER 7 GAL \$45.00</p>	<p>MS. LANEENE Hardness Zone: 5 to 9 • Mature Height: 20-30' • Fruit Size: large Drop Time: to late Dec.</p> <p>A Kieffer seedling selection developed in Downs, AL. It has all the qualities of the Kieffer including fire blight resistance and great for canning & fresh eating. Major difference from parents is the fruit hangs on the tree thru late December and maintains its culinary qualities. A great addition to home orchards for a late season quality pear and hunting opportunities.</p>
<p>BAREROOT HEIGHT 4'-6' \$30.00</p> <p>CONTAINER 7 GAL \$45.00</p>	<p>ORIENT Hardness Zone: 5 to 9 • Mature Height: 20-30' • Fruit Size: medium to large Drop Time: Aug. to Sept.</p> <p>Originated in Chico, CA and introduced in 1945 through TN agriculture experiment station. Disease resistant pear that produces a firm juicy slight sweet pear that is excellent for fresh eating or canning.</p>
<p>BAREROOT HEIGHT 4'-6' \$30.00</p>	<p>RAILROAD PEAR Hardiness zone 5-9. Mature Height 20'-30.' Fruit size: small/medium. Drop Time: Nov/Dec</p> <p>One. Guess where I found this Pear Tree. You got it right, beside a railroad track outside Auburn, AL. The tree stood out after the right of way was cleared and loaded. The 1st year, the tree held well into December, but the years after, it was late November early December. It's not an excellent eating pear, but the deer like it. It was hit with a small dose of fire blight but bounced back like a champ. Great Tree!</p>

We have a limited supply of all 7-gallon pears this season. We do have a great inventory on Bareroot and offer a great discount on our pear packages on page 6.

PEARS

<p>BAREROOT HEIGHT 4'-6' \$30.00</p> <p>CONTAINER 7 GAL \$45.00</p>	<p>SENATOR CLARK Hardness Zone: 5 to 9 • Mature Height: 20-30' • Fruit Size: large to extra large Drop Time: Sept. to Oct. Originated in Selma, AL area. Heavy annual crops of very juicy fruit. Yellowish green skin and very sweet. Hardy tree that has shown no sign of leaf spot or fire blight.</p>
<p>BAREROOT HEIGHT 4'-6' \$30.00</p> <p>CONTAINER 7 GAL \$45.00</p>	<p>TS HARDY Hardness Zone: 5 to 9 • Mature Height: 20-30' • Fruit Size: medium to large Drop Time: Sept. to Oct. Shape round narrowing to the stem. Free of leaf spot and fire blight. Hardy cultivar (hence the name) that produces annual heavy crops.</p>
<p>BAREROOT HEIGHT 4'-6' \$30.00</p> <p>CONTAINER 7 GAL \$45.00</p>	<p>MOONGLOW Hardness Zone: 5 to 9 • Mature Height: 20-30' • Fruit Size: medium Drop Time: Aug. to Sept. Highly resistant to fire blight. Grows well in the humid climate of the south. Strong upright fast growing tree that produces heavy crops year after year. Recommended for fresh eating of desert quality. Oh ya, the deer love'em too!</p>
<p>BAREROOT HEIGHT 4'-6' \$30.00</p> <p>CONTAINER 7 GAL \$45.00</p>	<p>BOWHUNTERS SPECIAL Hardness Zone 5-9 Mature Height 20'-30' Drop Time: Oct. to Nov. The Bowhunter pear is a personal favorite of mine for Bow season. I found this pear at an old homestead site that I frequented. It didn't take long to realize it is a deer magnet. The tree appears to be 30 plus years of age and is still kicking off the pears. It Produces at a young age, so watch out for broken limbs.</p>
<p>BAREROOT HEIGHT 4'- 6' \$30.00</p> <p>CONTAINER 7 GAL \$45.00</p>	<p>EDDIE O PEAR Hardiness Zone: Parts unknown Mature Height: Yet to be Determined Fruit Size: Medium /Large Drop Time: Sept/Oct/Nov Heavy producer of a large /medium pear with great taste that the deer love. Unusual fast grower and young producer. I named this pear after my right-hand man Eddie Stinson because of its extraordinary growth and dependability. Do yourself a favor and be a part of The Wildlife Group legacy and plant an Eddie O Pear. Supplies are limited this season.</p>
<p>BAREROOT HEIGHT 4'-6' \$30.00</p> <p>CONTAINER 7 GAL \$45.00</p>	<p>WILDLIFE PEAR Hardiness zone 5 to 9 plant with any other pear varieties .has shown self-pollinating attributes. The Wildlife Pear has small golf ball-sized pear that will persist on tree well into December/January. It was spotted on a fence line in Tennessee loaded with fruit in late December. It's an unusual pear because of the wildlife value well into late season.</p>

PEACHES

BAREROOT ONLY
3'- 5' \$25.00 EA.

BELL OF GEORGIA

Hardiness Zones 5-8 Mature height of 15-25'. Self Pollinator, yields ripe fruit typically in late August.

The Belle of Georgia peach is an old-time favorite that produces brilliant red flowers each spring and large fruit in late August. The peaches are very firm and highly flavored, with creamy white freestone flesh tinged with red. While it is self-fertile, planting more than one tree is recommended to ensure a good crop.

BAREROOT ONLY
3'- 5' \$25.00 EA.

ELBERTA

Hardiness Zones 5-9, Mature height of 15-25'. Self Pollinator, drops fruit from Late July thru August. 4-6 weeks later in colder climates.

Most famous of all peaches. Produces juicy, yellow freestone fruit with a crimson blush--ideal for eating, canning, freezing, and jam making. While it is self-fertile, planting more than one tree is recommended to ensure a good crop.

BAREROOT ONLY
3'- 5' \$25.00 EA.

FLORDAKING

Hardiness Zones 8-9, Mature Height 15-25'. Self Pollinator, typically drops fruit in May great tree for early eating.

University of Florida release that allows us to have fresh, ripe peaches in early May, and they're so sweet! Flordaking peach fruit averages 2 to 2 1/2 inches in diameter. Clingstone, with beautiful, red-blushed skin and golden-yellow flesh. Fruit ripens early to mid-May.

BAREROOT ONLY
3'- 5' \$25.00 EA.

FLORADAGOLD

Hardiness Zones 8-9, Mature Height 15-25'. Self Pollinator, typically drops fruit in May great tree for early eating.

If you love white peaches, here's another low chill variety for the south. FlordaGlo produces beautiful, red-blushed fruit with sweet, white, melting flesh. A good producer of medium-sized peaches, 2 1/2" diameter, FlordaGlo is also very resistant to bacterial leaf spot

MULBERRIES

BAREROOT
HEIGHT
12"-24" \$6.00
CONTAINER
3 gal \$20.00

RED MULBERRY

(*Morus rubra*) USDA Zones 4-10

Red mulberry is a native woodland tree often reaching 40 to 60 feet tall. The dark green leaves turn a golden yellow and often remain late into autumn. The deep purple fruit is sweet and relished by wildlife. Prefers alkaline soils and moist, well-drained areas but is tolerant of acidic soils. Fast-growing, very productive trees. Plant in groups of four to aid in pollination.

PLUMS

BAREROOT
HEIGHT
4'-5' \$25.00

BURBANK PLUM

USDA Zones 5-9

Burbank is the most popular variety of plum, so it's no wonder that this tree is a common choice for home orchards and commercial production alike. It's a Japanese cultivar that is hardy, bears early, and sets heavy crops. The fruit is excellent to eat fresh or can, and it makes excellent jams and jellies.

BAREROOT
HEIGHT
12"-24" \$2.00 EA.
Availability is limited,
will not ship till January.

CHICKASAW PLUM ① 15' - 25'

{*Prunus angustifolia*} USDA Zones 6 to 9

A suckering colonizing shrub, has most merit in wildlife plantings, pretty in spring. Habitat: Common in Southeast, full sun, well drained soils around fence rows and old home sites.

BAREROOT
HEIGHT
4'-6' \$25.00

METHLEY PLUM

USDA Zones 6 to 9

Self pollinating quality plum. Great for wildlife and human consumption. Fruit: Very juicy, sweet deep red to purple plum. Heavy producer that ripens late.

<p>BAREROOT HEIGHT 12-24" \$3.00 ea.</p>	<p>MEXICAN PLUM (Prunus Mexicana) USDA Zones 6-8 Mexican plum is a single-trunked non-suckering tree that grows in acidic to semi alkaline, well-drained soils. Showy white flowers before the leaves appear. A medium-sized plum that turns from yellow to purple from July to September. Great for wildlife as well as jams, jellies, and fresh snacks.</p>
<p>BAREROOT HEIGHT 4'-6' \$25.00</p>	<p>AU ROADSIDE PLUM USDA Zones 6 to 9 The AU Roadside Plum is a cross between a Methley and an Ozark Premier. A highly disease resistant variety that was selected to replace the Ozark premier. The fruit has dark red skin and flesh and is of excellent fruit for fresh eating.</p>
<p>BAREROOT HEIGHT 4'-6' \$25.00</p>	<p>AU PRODUCER PLUM USDA Zones 6 to 9 AU Producer is a cross between Bruce & Santa Rosa varieties. It has high disease resistency. Its tree is vigorous, upright and self fertile. It is also a very heavy producer and great for the Southeast.</p>

BLACKBERRIES

BLACK SATIN BLACKBERRY

USDA Zone 5-8

This thornless blackberry is a prolific producer of deliciously sweet and juicy, deep blue-black berries. Small, soft pink flowers appear on second-year wood, the semi-erect canes yielding a reliable crop of large blackberries in midsummer.

ARAPAHO BLACKBERRY

USDA Zones 6-9

The Arapaho blackberry is a fast grower and quick producer with tall, erect canes that do not require a trellis or support. Very tasty large blackberry with tiny seeds. New canes will continuously develop, increasing productivity.

NAVAHO BLACKBERRY

USDA Zones 5-10

The big, deep purple berries of Navaho are on sturdy, semi-erect, thornless canes that are self-supporting. The vigorous plant produces a berry that is among the best-tasting blackberries on the market. They are medium size and firm with less tart flavor than other thornless berries. Ideal for jams and jellies, juice and wine, and of course, fresh eating. Upright, self-supporting canes.

Individual Bareroot Plants **\$12.00 ea.**

Individual 3-gallon Plants **\$17.50 ea.**



BLUEBERRIES

BRIGHTWELL BLUEBERRY USDA ZONES 6-9

The Brightwell blueberry is widely grown commercially. It's also perfect for the home garden. Brightwell gives you loads of large blueberries packed full of juicy goodness. Brightwell is a classic rabbiteye blueberry, a blueberry type native to the southeast and southern states. Growing a whopping size, Brightwell has more real estate to provide more berries! Pollinate with Climax and Tiftblue.

CLIMAX BLUEBERRY USDA ZONES 6-9

The Climax Blueberry is a blueberry bush that produces fruit early in the season with a high yield of large, dark blueberries. Most blueberry varieties are self-fruiting; however, the Climax Blueberry requires cross-pollination with Brightwell, Premier, or Tiftblue.

PREMIER BLUEBERRY USDA ZONES 6-9

The Premier Blueberry bush is a fruit-producing bush that yields early in the season with a harvest of large, dark blueberries. The Premier will produce ripe fruit from May to June. The Premier Blueberry bush can reach an astounding size. Generally growing 6-8 ft. tall, this plant will provide an abundance of blueberries yearly. Pollinate with Brightwell and Climax.

TIFTBLUE BLUEBERRY USDA ZONES 6-9

The Tiftblue is the most cold-hardy blueberry bush in the Rabbiteye family. Reaching a height and width of 6-8 feet, it has the potential to produce a vast abundance of blueberries. White blossoms form in mid-late March with the promise of ripe berries in Mid-June to late July. Tiftblue blueberries are small to medium in size and are tart in flavor until fully ripened. Pollinate with Brightwell, Climax, and Premier.

Individual Bareroot Plants **\$12.00 ea.**

Individual 3-gallon Plants **\$17.50 ea.**

MUSCADINES

CARLOS (ZONES 7-9) GREAT POLLINATOR

Carlos is rated by the University of Georgia to be the predominant bronze colored juice grape grown today. Carlos produces tons of small, succulent bronze fruit, excellent for jelly and wines. Fruit is 16% sugar and ripens mid to late September. Self-fertile.

SOUTHLAND (ZONES 7-10) POLLINATOR

The Southland muscadine is a black self-fertile variety that contains 17% sugar. This muscadine produces medium to large fruit with excellent flavor. The vine is vigorous, disease resistant and cold hardy. This muscadine is also great for jams, jellies, and juice. Ripens mid-season. Zones 7-10

FRY (ZONES 8-10)

Fry has set the standard for fresh fruit quality muscadine grapes in the south. It is a very large bronze grape with excellent quality even before fully ripe. Very large clusters and super sweet. 21% sugar. Fruit ripens late September. The female grape vine needs a self-fertile variety to pollinate it.

JUMBO (ZONES 7-9) PLANT WITH SELF FERTILE POLLINATOR

The Jumbo Muscadine is a vigorous female vine with high disease resistance and cold hardiness, prized for its abundant yields of nearly golf-ball-size reddish-black grapes. The HUGE 1.5-inch diameter grapes should be allowed to fully ripen to be their sweetest at 16% sugar content.

Individual Bareroot Muscadines **\$12.00 ea.**

1-Gallon Muscadines **\$15.00 ea.**

PERSIMMONS

<p>BAREROOT HEIGHT 12-24" \$2.00 24-36" \$4.00</p> <p>CONTAINER 3 GAL \$15.00</p>	<p>COMMON PERSIMMON SEEDLINGS USDA Zones 6-10 Diospyros virginiana is a persimmon species commonly called the American persimmon, common persimmon, eastern persimmon, simmon, possumwood, possum apples, or sugar plum. It ranges from southern Connecticut to Florida and west to Texas, Louisiana, Oklahoma, Kansas, and Iowa. The tree is best known for its sweet, orange fruit in the fall and is relished by all four and two-legged critters.</p>
<p>CONTAINER 7 GAL \$50.00</p>	<p>ROSSEYANKA PERSIMMON {Diospyros kaki x virginiana} USDA Zones 6-10 Rosseyanka is a cold-hardy hybrid cross of our native American Persimmon and the Asian Kaki persimmon. The fruit is 2-3" and nearly seedless. It is smooth textured with an Asian persimmon flavor. Trees grow rapidly with an upright form and have a more American persimmon leaf. Great for wildlife as the fruit falls from Early October into December. This is an astringent variety that fruit must ripen on the tree to get its sweetness.</p>
<p>BAREROOT HEIGHT 3'-4' \$30.00</p> <p>CONTAINER 7 GAL \$50.00</p>	<p>FUYU PERSIMMON {Diospyros Kaki} USDA Zones 7-10 Fuyu is a Japanese non-astringent persimmon. It is a self-fruitful heavy producer of seedless fruit that will bear at a very young age. Fruit begins to ripen in late October but will hang on the tree until November/December. The Fuyu makes a smaller tree with excellent fruit for eating and fresh picking.</p>
<p>BAREROOT HEIGHT 3'-4' \$30.00</p> <p>CONTAINER 7 GAL \$50.00</p>	<p>JIRO PERSIMMON USDA Zones 6-10 The Jiro persimmon has a beautiful deep orange skin that is firm and juicy. Jiro has great flavor and is a high quality fruit. It has crunchy, sweet fruit that eats almost like an apple right off the tree. Heat-tolerant. The Jiro persimmon tree grows to 20 feet in height and ripens mid to late October.</p>



ORDERING INFORMATION

ORDER BY PHONE, FAX OR EMAIL

Call us to place your order anytime from 8am–5pm Central Standard Time @ 1-800-221-9703. If you would like to Fax your order please download our order form from our website at www.wildlifegroup.com, fill out completely and fax to 334-724-9300. Please call for availability before faxing or mailing orders. If you would like email your order send to Allen@wildlifegroup.com or Kandis@wildlifegroup.com.

PAYMENT TERMS

We accept Visa, Mastercard, Discover, and American Express, but we do **Charge a 3.95% usage fee for all credit card transactions.** We also accept Checks, Cash, and Money Orders. If you are paying by check or Money Order we must receive payment before we ship your order. We also offer open billing on established accounts. To find out more about applying for an account call 800-221-9703.

MINIMUM ORDERS

All Oak Seedlings:

Prices in the catalog and on the website are based upon the minimum order of ten trees per species. Oak trees must be ordered in groups of ten per species to insure these prices. If you would like to order less than ten per species the price will increase to \$5.00 per tree. Price breaks on large orders are as follows:

12-24" Seedling		24-36" Seedling	
1-99	\$2.50	1-99	\$4.00
100-499	\$1.50	100-499	\$3.00
500+	\$1.00	500+	\$2.00

\$450 per 1000 seedlings single species

\$850 per 1000 seedlings mixed species

Please call for pricing on large orders 1.800.221.9703

SHIPPING & PACKAGING

Shipping and handling costs are dependent on the size and weight of the order. To obtain your shipping cost prior to completing your order, complete the order form and call us at 1-800-221-9703. All shipping costs are estimated based upon weight, delivery destination and the delivery time requested. Minimum shipping charge on any package that is 48" or longer will be \$45.00 .Minimum shipping on anything shorter than 48" will be \$25.00.

Prices are subject to change without notice. No exceptions on listed minimum orders.


We offer no Guarantee on any tree that we sell as to the results of the crop or survival. We do however guarantee that when you receive the trees they will be packaged correctly, moist and shipped in a timely manner. If any issues arise when you receive your shipment please call 1.800.221.9703 and we will gladly help resolve the problem.



Please visit our facebook page

PERMANENT FOOD PLOT GUIDE

The permanent ideal food plot was designed to produce a year round food source for wildlife. Wildlife management is much more than winter green plots. In conjunction with annual spring and fall plantings, these plots will offer wildlife a natural, healthy, permanent source of food for years and years to come. The size of plots will vary depending on available ground area. You may substitute or consolidate varieties to better suit your soil and plot layout. Save room in the center of your plot for annual plantings.



OAK TREES

<p>BAREROOT HEIGHT</p> <p>12-24" \$2.50 24-36" \$4.00</p> <p>CONTAINER</p> <p>3 GAL \$20.00 15 GAL \$65.00</p>	<p>BUR OAK 📍 60' - 100' {<i>Quercus macrocarpa</i>} USDA Zones 3 - 8</p> <p>The Bur Oak is known for the largest acorn of all oak species. A large tree with a massive and broad spread. Beautiful fall color with large leaves up to 12 inches long. Have been planted along Samford Avenue on the Auburn University campus. Great for fall color and landscape beauty.</p> <p>HABITAT: Very adaptable to various soil conditions, limestone rich soils are favored.</p>
<p>BAREROOT HEIGHT</p> <p>12-24" \$2.50</p> <p>CONTAINER</p> <p>3 GAL \$20.00</p>	<p>CHERRY BARK OAK 📍 100' - 120' {<i>Quercus pagoda</i>} USDA Zones 4 to 8</p> <p>A large, handsome, sturdy tree of the Red Oak family, noted for good timber value. Bark becomes scaly with age.</p> <p>HABITAT: Prefers well drained lowlands of the Southeast.</p>
<p>BAREROOT HEIGHT</p> <p>12-24" \$2.50 24-36" \$4.00</p> <p>CONTAINER</p> <p>3 GAL \$20.00</p>	<p>CHINKAPIN OAK 📍 60' - 80' {<i>Quercus muehlenbergii</i>} USDA Zones 5 - 8</p> <p>The Chinkapin oak is in the white Oak family. Unlike most White Oaks the Chinkapin tends to produce acorns at an early age (5-8 years). The Chinkapin is very stately specimen getting as wide as tall. Becoming very popular for wildlife plantings because of the early production of acorns.</p> <p>HABITAT: Prefers rich bottom lands and alkaline soils.</p>
<p>BAREROOT HEIGHT</p> <p>6-12" \$5.00</p> <p>CONTAINER</p> <p>1 GAL \$15.00</p>	<p>DWARF CHINKAPIN OAK 📍 10' USDA Zones 6 to 9</p> <p>This small tree or shrub makes an excellent choice for wildlife. Dwarf Oak gets approximately 10 ft. tall and can produce acorns in 3 to 5 years. Mostly found in the Eastern U.S. Habitat: Grows well in dry sandy, rocky or acidic soil.</p>
<p>BAREROOT HEIGHT</p> <p>12-24" \$2.50 24-36" \$4.00</p> <p>CONTAINER</p> <p>3 GAL \$20.00</p>	<p>GOBBLER SAWTOOTH OAK 📍 50' - 80' {<i>Quercus acutissima</i>} "Gobbler" USDA Zones 5 to 9</p> <p>Like the Sawtooth Oak, known for it's rapid growth and mass acorn production, same characteristics of Sawtooth Oak except acorn size is smaller.</p> <p>HABITAT: Well drained soil in full sunlight.</p>
<p>BAREROOT HEIGHT</p> <p>12-24" \$2.50 24-36" \$4.00</p> <p>CONTAINER</p> <p>3 GAL \$20.00 7 GAL \$45.00</p>	<p>LIVE OAK 📍 40' - 50' {<i>Quercus virginiana</i>} USDA Zones (7) 8 to 10</p> <p>Medium-sized evergreen tree with short, broad trunk buttressed at the base forking into a few nearly horizontal, long branches, and very broad, spreading, dense crown. HABITAT: Sandy soils including coastal dunes and ridges near marshes; often in pure stands.</p>

“Blessed is the man that trusteth in the LORD, and whose hope the LORD is. For he shall be as a tree planted by the waters, and that spreadeth out her roots by the river, and shall not see when heat cometh, but her leaf shall be green; and shall not be careful in the year of drought, neither shall cease from yielding fruit.”

Jeremiah 17:7-8

OAK TREES

<p>BAREROOT HEIGHT 12-24" \$2.50 24-36" \$4.00</p> <p>CONTAINER 3 GAL \$20.00 7 GAL \$45.00</p>	<p>NORTHERN RED OAK ① 60'- 80' {<i>Quercus rubra</i>} USDA Zones 3 to 8</p> <p>Is the State tree of New Jersey and known for its stately appearance and brilliant fall color. The tree is a fast grower that enjoys full sun and grows best in acidic, loamy, moist, sandy, well drained and clay soils. Very important acorn producer for all wildlife.</p>
<p>BAREROOT HEIGHT 12-24" \$2.50 24-36" \$4.00</p> <p>CONTAINER 3 GAL \$20.00 7 GAL \$45.00 15 GAL \$75.00</p>	<p>NUTTALL OAK ① 60' - 100' {<i>Quercus nuttallii</i>} USDA Zones 5 - 9</p> <p>Large tree with swollen base and open crown of spreading to horizontal or slightly drooping branches. Latest acorn drop of all oaks typically drops acorns December/January great from late season deer and duck. HABITAT: Wet, poorly drained, clay soils of flood plains; sometimes on pure stands.</p>
<p>BAREROOT HEIGHT 12-24" \$2.50</p> <p>CONTAINER 3 GAL \$20.00 7 GAL \$45.00 15 GAL \$75.00 30 GAL \$100.00</p>	<p>OVERCUP OAK ① 60' - 80' {<i>Quercus lyrata</i>} USDA Zones 5 to 9</p> <p>Rounded crown of small, often drooping branches, with acorns almost covered by the cup and narrow deeply lobed leaves. HABITAT: Wet clay and silty clay soils, mostly on poorly drained flood plains and swamp borders; sometimes in pure stands.</p>
<p>BAREROOT HEIGHT 12-24" \$2.50 24-36" \$4.00</p> <p>CONTAINER 3 GAL \$20.00 7 GAL \$45.00</p>	<p>PIN OAK ① 60'- 70' {<i>Quercus palustris</i>} USDA Zones 4 to 8</p> <p>One of the faster growing oaks. Averages 2-3 ft of growth a year on acid soils. It will tolerate higher PH soils but may suffer from iron chlorosis in a high alkaline setting. Very easy to transplant because of a shallow fibrous root system. Will tolerate wet poorly drained soils and flooding during the winter months. Excellent tree for Duck pond situations of flooded areas.</p>
<p>BAREROOT HEIGHT 12-24" \$2.50 24-36" \$4.00</p> <p>CONTAINER 3 GAL \$20.00</p>	<p>SAWTOOTH OAK ① 50' - 80' {<i>Quercus acutissima</i>} USDA Zones 5 to 9</p> <p>The Sawtooth Oak is known for its rapid growth. This oak was imported from the Far East over a hundred years ago and adapted very well to life in the United States. It is by far the most popular hard mast-producing tree at this time. HABITAT: Well-drained soil in full sunlight.</p>
<p>BAREROOT HEIGHT 12-24" \$2.50</p>	<p>SCARLET OAK ① 60'- 80' {<i>Quercus coccinea</i>} USDA Zones 4 to 9</p> <p>The Scarlet oak gets its name from the red color throughout the season. Generally lasting through the 1st snow or hard freeze. Very popular landscape choice because of the vivid color. It grows at a medium rate prefers full sun and will grow in varying soils but will not tolerate alkaline rich soil (high Ph).</p>

“For God so loved the world, that he gave his only Son, that whoever believes in him should not perish but have eternal life. For God did not send his Son into the world to condemn the world, but in order that the world might be saved through him.

John 3:16-17

OAK TREES

<p>BAREROOT HEIGHT 12-24" \$2.50 24-36" \$4.00</p> <p>CONTAINER 3 GAL \$20.00</p>	<p>SHUMARD OAK 📍 70' - 90' {<i>Quercus shumardii</i>} USDA Zones 5 to 9</p> <p>A pyramidal tree becoming more spreading at maturity. HABITAT: Well drained soils, drought tolerant a virtue but also does well in creek and river bottoms.</p>
<p>BAREROOT HEIGHT 12-24" \$2.50 24-36" \$4.00</p> <p>CONTAINER 3 GAL \$20.00</p>	<p>SWAMP CHESTNUT 📍 60' - 80' {<i>Quercus michauxi</i>} USDA Zones 5 to 8 (9)</p> <p>Large tree with compact, rounded crown and chestnut like foliage. HABITAT: Moist sites including well drained, sandy loam and silty clay flood plains along streams; sometimes in pure stands.</p>
<p>BAREROOT HEIGHT 12-24" \$2.50 24-36" \$4.00</p> <p>CONTAINER 3 GAL \$20.00</p>	<p>SWAMP WHITE OAK 📍 50' - 60' {<i>Quercus bicolor</i>} USDA Zones 4-8</p> <p>Swamp white oak grows 50-60' in height with equal to or greater spread. The acorn is typically rounded and about 1' long with about 1/3 covered by the cap. Requires acid soils typically found in low lying moist bottom land and along banks of streams. Beautiful tree resembles the Swamp Chestnut oak but with a longer somewhat smaller acorn.</p>
<p>BAREROOT HEIGHT 12-24" \$2.50 24-36" \$4.00</p> <p>CONTAINER 3 GAL \$20.00</p>	<p>WATER OAK 📍 100' - 120' {<i>Quercus nigra</i>} USDA Zones 6 to 9</p> <p>Typically a bottomland species, abundant and widespread throughout the Southeast. A top consistent acorn producer. HABITAT: Prefers well drained lowlands of the Southeast.</p>
<p>BAREROOT HEIGHT 12-24" \$2.50 24-36" \$4.00</p> <p>CONTAINER 3 GAL \$20.00</p>	<p>WHITE OAK 📍 80' - 100'+ {<i>Quercus alba</i>} USDA Zones 3 to 9</p> <p>The classic eastern oak, with wide spreading branches and a rounded crown, the trunk irregularly divided into spreading, often horizontal, stout branches. HABITAT: Moist well-drained uplands and lowlands, often in pure stands.</p>
<p>BAREROOT HEIGHT 12-24" \$2.50 24-36" \$4.00</p> <p>CONTAINER 3 GAL \$20.00</p>	<p>WILLOW OAK 📍 50' - 80' {<i>Quercus phellos</i>} USDA Zones 7 to 9</p> <p>Conical or rounded crown of many slender branches ending in very slender, pin like twigs with willow like foliage. HABITAT: Moist alluvial soils of lowlands, chiefly flood plains or bottomlands of streams; sometimes in pure stands.</p>

TIP FROM THE WILDLIFE GROUP

We strongly encourage the use of Plantra Sunflex Tubes.
We also recommend using fiberglass stakes.
A great stake is as important as a great tube!

AU BUCK CHESTNUT SEEDLINGS

The AU Buck Chestnuts are late dropping heavy-producing chestnuts. The trees that we collect seeds from are here on our property. The trees got our attention while doing field analysis with Auburn University for drop date, annual crop yield, and nut viability for the commercial chestnut market. Although, all of the trees did not meet the strict guidelines of the retail quality market. They did meet the requirements of all of the deer in our area. The AU Bucks are heavy producers of medium to large nuts and desirable later drop dates than standard chestnuts. This season we are offering the seedling trees only because of their viability over the grafted trees. The AU Bucks are in an exclusive area pollinating each other, hopefully keeping the exact characteristics of the parent trees.

Grown in 1 gallon and 3 gallon Root Pouches

1 Gallon	AU Buck III	\$25.00	3 Gallon	AU Buck III	\$40.00
	AU Buck IV	\$25.00		AU Buck IV	\$40.00
	AU Gobbler	\$25.00		AU Gobbler	\$40.00



Care Tips:

**Plantra Tree Tubes and stakes should be used on all of the AU Buck Trees.*

**Please remember that it's imperative to clean tree tubes out twice per season and to prune suckers that will grow from the rootstock below the graft.*

**Be patient chestnuts do not grow vigorously the 1st season while taking root. The 2nd and 3rd growing season you should see a big difference. They typically are producing within five years.*


CHESTNUTS & CHINQUAPINS

<p>BAREROOT HEIGHT 12-24" \$5.00</p>	<p>ALLEGHENY CHINQUAPIN ① 6' - 10' {<i>Castanea pumila</i>} USDA Zones 5 - 9 A small shrub used mainly for naturalizing and providing food for wildlife, a member of the chestnut family that is also blight resistant. HABITAT: Does well in dry woodlands, ½ - full day sun, sandy loamy soil works best.</p>
<p>GROWN IN 1 GALLON ROOT POUCH \$20.00</p> <p>CONTAINER 3 GAL \$35.00</p>	<p>CHINESE CHIQUPIN {<i>Castanea Seguinii</i>} USDA Zones 6-9 HABITAT: Prefers a well-drained, slightly acidic soil and thrives in dry soils. Once established is very drought tolerant. Thrives in areas with hot, humid summers. An excellent soil-enriching understory plant found in a pine forest. The disease-resistant Sequin is an incredible plant that produces yearly and abundantly, offering a high protein food source from September well into November. The nuts from the Sequin are not only nutritious but also highly palatable to wildlife. The Sequins typically bloom in mid-may; therefore, late spring frost rarely damages the flowers, thus ensuring a great crop every year. The plant will normally have two to three flushes of vegetative growth per season. The nut is similar to the chestnut in that it is high in starches & sugar but low in fats. The M&M sized morsels will begin to drop around the 1st of September and persist well into November. The Sequin is a vigorous grower and an early producer typically producing small chestnuts during the second growing season. Because of the burst of vegetative growth throughout the growing season and late into the fall, the Sequin will show signs of tip dieback. The reason this happens is because of continual blooms that last into the 1st frost, thus damaging the tips of soft tissue on the fresh new growth at the end of the limbs. It appears to have no natural damaging effect on the overall health of the plant and is not as noticeable once the plant matures. The Turkey & Deer devour the small chestnuts.</p>
<p>BAREROOT HEIGHT 12-24" \$4.00 24-36" \$6.00</p> <p>CONTAINER 3 GAL \$20.00</p>	<p>CHINESE CHESTNUT ① 60' - 100' {<i>Castanea mollissima</i>} USDA Zones 4 to 9 An excellent wildlife tree that produces enormous amounts chestnuts and is blight resistant. The Chinese Chestnut likes acidic well drained soils. Does well in in hot dry climates and starts to produce in 3-5 years. The Chinese Chestnut is a high volume producer of sweet tasting chestnuts that not only the wildlife enjoy but you will also. The trees will produce a chestnut from a quarter size to ½ dollar and some larger. Our 13 year old trees produce every year and have produced up to 200 pounds per tree. This is far more chestnuts than the Dunstan. Remember to plant at least three in each spot to insure pollination. Large tree with a massive trunk and a broad, rounded, dense crown. HABITAT: Moist upland soils in mixed forests.</p>

EVERGREEN SCREENING

<p>CONTAINER 1 GAL \$8.50 3 GAL \$20.00</p> <p>ROOT CUTTING \$4.00</p>	<p>GREEN GIANT Thuja 'Green Giant' is one of the fastest growing of all Conifers. This very rare Western Red Cedar will put on 3 to 5 feet of growth per year. An excellent evergreen privacy screen or windbreak, it's also tremendously dense, weather-resistant, repellent to deer, and marvelously fragrant! This is a very dense conical shaped tree you want outlining your property, shielding you from noise, neighbors, or rough wind!</p>
<p>CONTAINER 1 GAL \$10.00</p> <p>BAREROOT HEIGHT 6-12" \$2.00</p>	<p>RED CEDAR ① 55' - 60'+ {Juniperus virginiana}, USDA Zones 7 to 9 Evergreen, conical shaped makes great screens and borders. Habitat: Does well in poor soils.</p>
<p>CONTAINER 1 GAL \$10.00 3 GAL \$20.00</p>	<p>CRYPTOMERIA {Japanese Cedar} USDA Zones 5-9 Cryptomeria is fast-growing disease-free evergreen used for screening and borders. Grows 3-4 ft a year reaching 20 plus ft in six years. Adaptable to varying soils and environments.</p>

ORNAMENTAL TREES

<p>BAREROOT HEIGHT 2'-4' \$15.00 ea.</p> <p>CONTAINER 3 gal \$20.00 ea.</p> <p>24" ROOT BALL TREE 2" caliper \$225.00</p>	<p>AUTUMN BLAZE RED MAPLE USDA Zones 4-8 Mature Height 40'-60' Fast-growing beautiful shade tree. One of the most popular lawn and landscape trees around. Its beautiful fall color is second to none. Add some color at your farm or home this season.</p>
<p>BAREROOT HEIGHT 2'-4' \$15.00 ea.</p> <p>CONTAINER 3 gal \$20.00 ea.</p> <p>24" ROOT BALL TREE 2" caliper, 10'-12' tall \$225.00</p>	<p>OCTOBER GLORY RED MAPLE Hardiness Zone 4-9 Mature Height 40'-50' October Glory is a fast-growing tree that can handle moisture as well as acidic soils. It also has brilliant red to orange color that adds beautiful color to your landscape.</p>
<p>CONTAINER 3 gal \$20.00 ea.</p>	<p>FLOWERING DOGWOOD Hardiness Zone 5-9 Mature Height 20' -25' Flowering Dogwood can grow in full sun to full shade and is an excellent tree for all seasons. Attractive to wildlife for the seeds and also for your landscape needs.</p>
<p>BAREROOT HEIGHT 2'-4' \$15.00 ea.</p> <p>CONTAINER 3 GAL \$20.00</p> 	<p>JAPANESE RED MAPLE ① 15' - 25' {Acer palmatum} USDA Zones 5-9 This little tree is the focal point of landscapes, with its magnificent leaf color and shape. But don't think it can't work well in your yard or hunting lodge retreat. The Japanese red maple lends a sense of grace to any space. The dash of red is a welcome addition in yards and landscapes across the U.S.</p> <ul style="list-style-type: none"> • Boasts vibrant reddish-purple leaves in spring and fall • Used as a focal point in many landscape designs • Thrives in sun or partial shade

<p>CONTAINER 3 GAL \$15.00</p>	<p>RED BUD 20'-30' (<i>Cercis canadensis</i>) Hardiness Zones 4-9 Known as the harbinger of spring, the Eastern Redbud's delicate blossoms and buds are one of the season's most dramatic displays. But this tree's beauty doesn't end with its flowery show. Unique and irregular branching patterns combine with a trunk that divides close to the ground to create a handsome, spreading, and often flat-topped crown.</p>
<p>CONTAINER 3 GAL \$20.00</p>	<p>SUGAR MAPLE 60'-75' (<i>Acer saccharum</i>) Hardiness Zones 4-8(9) Sugar maple is a Midwest native loved for its exceptional fall color, ranging from brilliant yellow to burnt-orange. Its lustrous foliage provides excellent shade in summer, making it a great choice for parks, golf courses, and home landscapes where its roots can spread.</p>

OTHER PLANTS

<p>BAREROOT HEIGHT 12-24" \$2.00 24-36" \$3.00 36+ \$4.00</p> <p>CONTAINER 3 GAL \$20.00 7 GAL \$45.00 15 GAL \$65.00</p>	<p>BALD CYPRESS 100' - 120' (<i>Taxodium distichum</i>) USDA Zones 8 to 10 Large, needle leaf, aquatic, deciduous tree often with cone shaped "knees" projecting from submerged roots, with trunks enlarged at base and spreading into ridges or buttressed, and flattened at top. HABITAT: Very wet, swampy soils of riverbanks and flood plain lakes. Range: S Delaware to S Florida, West to S Texas and North to SE Oklahoma and SW Indiana; below 500' (15 m).</p>
<p>CONTAINER ONLY 3 GAL \$15.00</p>	<p>LOBLOLLY PINE 85'-105' (<i>Pinus taeda</i>) Zones 6-9 Loblolly Pine is the foundation of the lumber and pulp industry in the Southeast and is found widely planted. The scientific name means "pine used for torches." Common names include bull pine, old field pine, shortleaf pine, Arkansas pine, North Carolina pine, Georgia pine, resin pine, mudhole pine, rosemary pine, frankincense pine, and lob pine. The accepted common name is loblolly pine, which means a "pine of thick mires and mudholes."</p>
<p>BAREROOT HEIGHT 6-12" \$4.00</p> <p>CONTAINER 1 GAL \$10.00</p>	<p>STRAWBERRY BUSH 6' - 8' (<i>Euonymus americanus</i>) Budded, USDA Zones 5 to 9 The strawberry bush, also called "Hearts-a-burstin", is considered a first choice or ice cream plant for Whitetail. Small shrub with brilliant red orange seed that is available throughout the fall and winter. HABITAT: Does well in partial shade on edge of wood lines. FRUIT: Produces small green berries throughout summer. In late summer, the berries become bright red warty fruit that burst open to reveal a cluster of small, red-orange seed. Whitetail consume the whole plant.</p>
<p>BAREROOT HEIGHT 12"-24" \$4.00 ea.</p>	<p>SOUTHERN CATALPA 25'-40' (<i>Catalpa bignonioides</i>) USDA Zones 5-9 Catalpa bignonioides is a species of Catalpa that is native to the southeastern United States in Alabama, Florida, Georgia, Louisiana, and Mississippi. Common names include southern catalpa, cigar tree, and Indian bean tree. Added value is its attractiveness to Honeybees. It also has added value in attracting Green, black striped caterpillars used for fishing.</p>

OTHER PLANTS

<p>BAREROOT HEIGHT 6"-24" \$4.00 ea</p> <p>CONTAINER 3 GAL \$20</p>	<p>ELDERBERRY 5'-12' {<i>Sambucus canadensis</i>}</p> <p>Elderberry is covered with large clusters of white flowers from June to July, followed by a profusion of dark purple berry clusters in late summer. The fruit is prized by birds and makers of wine and jellies. Feather-like compound leaves grace this shrub and provides outstanding cover and nesting sites for songbirds. Native to eastern North America, Elderberry is at home on streambanks or ponds and is often seen along rural roadsides. While it prefers moist areas, it is quite tolerant of a wide range of soils in full to partial sun.</p>
<p>CONTAINER 3 gal \$20.00</p>	<p>SOUTHERN MAGNOLIA 'BRACKENS BROWN BEAUTY' {<i>Magnolia grandiflora</i>} USDA Zones 7-10</p> <p>This cultivar of the native North American evergreen tree with its large, beautiful, saucer-shaped, fragrant flowers was selected for its dense, uniform growth habit and beautiful brown-backed leaves. Many horticulturists consider this one of the best Southern Magnolia cultivars. The species has been chosen as the state tree of Mississippi. The trunk grows straight up through the tree's center, creating an erect, narrow oval crown.</p>

PECANS

<p>BAREROOT HEIGHT 6'-8' \$30.00</p> <p>CONTAINER 7 GAL \$65.00</p>	<p>ELLIOT TYPE 2 70'-100' USDA Hardiness zones 6-9</p> <p>Elliot Pecan Tree is the most widely grown specialty pecan tree in the south and is easily recognized by its smooth mottled shell and distinctive teardrop shape. Elliot have thin tan shells that are easy to crack. Elliot Pecan trees can stand up to pests and diseases. These tough trees will make a perfect addition to any landscape with their attractive, lush green canopies that provide shade in the summer and the abundance of pecans produced every autumn. It is Type-2; because of this, the Elliot should be pollinated with Type-One pecan trees.</p>
<p>BAREROOT HEIGHT 6'-8' \$30.00</p> <p>CONTAINER 7 GAL \$65.00</p>	<p>LAKOTA TYPE 2 75'-100' USDA Hardiness Zones 6-9</p> <p>The Lakota produces high-quality nuts shell easily into halves, yielding cream-to-golden color kernels with rich flavor. The Trees are vigorous, upright in growth habit and develop strong limb angles and a wind-resistant tree structure. Lakota is very resistant to scab disease. Lakota is a Type 2 pollinator that bears in 6-7 years and ripens in mid- to late-October.</p>
<p>BAREROOT HEIGHT 6'-8' \$30.00</p> <p>CONTAINER 7 GAL \$65.00</p>	<p>PAWNEE TYPE 1 30'-40' USDA Hardiness Zones 6-9</p> <p>The Pawnee Pecan tree is one of the most planted and beloved pecan trees in the US due to its yield potential for high-quality nut size and early season harvest dates. The pecans ripen around October, and their excellent kernel color and quality make them a great nut to have around the house for the holiday season. The Pawnee pecan tree has outstanding resistance to yellow aphids and is moderately scab-resistant. This cultivar is also extremely heat-tolerant, making it a great southern tree. It can be planted in full sun or partial shade and can tolerate various soil types.</p>



Please visit our facebook page

Call and place your order today 1.800.221.9703

PECANS

BAREROOT HEIGHT	
6'-8'	\$30.00
CONTAINER	
7 GAL	\$65.00

CAPE FEAR TYPE 1 75'-100'

USDA Hardiness Zone 6-9

Cape Fear is a very precocious cultivar that produced well-filled nuts with attractive golden kernels as a young tree, yielding 52-62 nuts per pound. The Kernels do not break when the shell is cracked! The Pecan Tree's graceful and shapely appearance lend an elegant feel to any landscape and offer a beautiful shady area that is perfect for sitting under on a hot summer day. Resistance to scab is good.

BAREROOT HEIGHT	
10"-24"	\$3.00

SEEDLING PECAN 60'-80'

USDA Hardiness Zones 6-9

Seedling pecans are grown from pecan seed and are mainly used for grafting. Each year, more of these are planted for rootstock. If left to bear, the size and quality of the nut will vary widely—the perfect tree for landscape and shade. They are also used in mixed forestry planting for diversity—great growing trees with deep root systems.

Pecans must be planted with a pollinator. Type 1 tree Planted with a Type 2. Bareroot Pecans will not be available until January.

GROWING SUPPLIES

CONTAINER	
1 Pint	\$45.00

PERMETHRIN SFR

Permethrin SFR is a broad spectrum insecticide that offers a quick knockdown of target pests as well as a long lasting residual that lasts for about 90 days indoors and 30 days outdoors. This product may be used indoors and outdoors on turf, lawns, and ornamentals.

Active Ingredient: Permethrin 36.8%

Target pests: Ants, aphids, Japanese beetles, bagworms, caterpillars, fleas, flies, mosquitoes, scorpions, wasps, ticks, ground beetles, termites and sod webworms.

Application: Interior plant scapes, and landscape ornamental gardens including parks, lawns and grounds, carpeting, wood, tile, concrete or other structural building materials

1 Qt Advanced Formula concentrate Oaks, Maples, Chestnuts	
	\$35.00
1 Qt Advanced formula concentrate for fruit trees	
	\$30.00

BIO ADVANCED TREE & SHRUB / BIO ADVANCED CITRUS AND FRUIT

Does Bio Advanced kill Japanese beetles?

What insects does Bio Advanced tree and shrub kill?

Bio Advanced 12-Month Tree and Shrub Protect and Feed dual action formula provides 12 months of insect protection plus feeding with one application. The unique patented formula kills tree-destroying insects and pests including aphids, Emerald Ash Borers, Japanese beetles, adelgids, leaf miners, scale, and more.

1lb	\$15.00
3lb	\$45.00

SOIL MOIST

Soil Moist polymers reduce your plant waterings by 50%, reduce transplant shock and soil compaction, and are effective in the soil for 3-5 years. It is a practical water management aid ideal for exterior plantings such as trees, shrubs, containers, baskets, flower beds, vegetables, and turf. Soil Moist acts as a form of insurance for the plant and is environmentally friendly.

GROWING SUPPLIES

PLANTRA SUN FLEX TUBES & STAKES

“Plant Like You Mean It” Plantra Tubes are necessary for bare-root plants. Do yourself and us a favor, and don't plant without them.

Benefits of using The Plantra Sun Flex System.

- 1) Using the 5-foot Sun flex tubes will protect your young trees from browsing deer
- 2) Sun Flex tubes are a visual barrier from over-zealous weed eaters and happy friends on Mowers.
- 3) Protection from herbicide spray drift
- 4) Protection from rabbits and girdling field mice
- 5) As your trees mature, Plantra Sun Flex tubes will protect them from Bucks antlers.
- 6) Helps retain moisture
- 7) Greenhouse growing conditions for each tree to maximize survivability & growth.
- 8) No better-growing system on the market

(SOLD ONLY IN GROUPS OF TEN PACKS)

Complete System Pack Includes (10 Tubes, 10 Stakes, 10 Ties & 10 Bird Nets)

1-10 packs 5.0 foot \$100.00 each

11-50 packs 5.0 foot \$85.00 each

Sun flex Tree Tubes 10 pack of Tubes Only

1-10 Packs 5.0 Foot \$55.00 each

11-50 Packs 5.0 Foot \$45.00 each

Fiberglass Staking System

No better stake in the market. We strongly suggest purchasing the complete Sun flex-grow system, saving you money and time. These stakes are reusable once the tree becomes self-supportive.

1-10 Packs 74" Fiberglass Stakes \$55.00 each

11-50 Packs 74" Fiberglass Stakes \$45.00 each

Orders over

\$3500.00 receive an additional 10%

\$8500.00 call for further discounts

SAVE YOURSELF TIME AND MONEY BY USING PLANTRA SUN FLEX TUBE SYSTEM!

PAK OF 100 \$21.00

PAK OF 500 \$85.00

1 Pak per seedling placed in the ground and not against the root system.

1 Pak 1-gallon plants

2 Pak 3-gallon plants

3 Pak 5-gallon plants

5 pak 7-gallon plants

9 pak 15-gallon plants

SIMPLOT BEST-PAKS 20-10-5

Larger or established trees and plants 1 pak for every ½ inch of trunk diameter.

1 Contains POLYON® coated fertilizers.

1 Supplies the nitrogen needed by most plants for up to one full year.

1 Contains an expanded minor and secondary element package.

1 BEST-PAKS are very clean and easy to handle during application.

1 Limits the potential of leaching and groundwater contamination.

1 Contains a significant amount of kelp-based organic matter to promote soil biology

50 LB BAGS

Only \$90.00 each

SIMPLOT 14-14-14 GAL-XE ONE GRANULAR FERTILIZER

If covering bigger areas and you wish for a full-season choice, we have that for you.

Up to 70% of the nitrogen will be released during the warmer growing season but so much that it burns the plants. Also great for top dressing individual larger trees. GAL-Xe one coating is not affected by moisture, media, PH, or microbial activity. The suggested average spread rate is 7 lbs per 1000 sq. ft. That would be around 250/300lbs per acre.

GROWING SUPPLIES

HEIGHT

36"

1-10 Packs

\$40.00 for pack of Ten

11-50 Packs

\$35.00 for pack of Ten

PLANTRA TREE BARK PROTECTORS

(Sold only in Packs of Ten)

It's funny how we plant trees for wildlife, and then the wildlife ends up killing them. Well, Plantra has come out with a tree bark protector. The white tube keeps the trunk cool and protects the tree from a deer rubbing it or a rabbit girdling. We strongly recommend using these protectors on any tree that does not have the Five Plantra grow Tubes. Small price to pay to protect your trees for years to come.

3 X 3 squares & staples

Order a Pack of 10

1-10 Packs \$40.00

for pack of Ten & staples

11-50 Packs \$35.00

for pack of Ten & staples



PLANTRA SUNFLEX WATER-SAVER MATS

Water Saver Is Four Products In One!

1. **Water Saver** – Tough, plastic film holds soil moisture in the soil where your plants need it – see image to left. Some studies have shown that controlling weeds has an even bigger impact on promoting growth than irrigation!
2. **Weed Blocker**– Black side up or down blocks sunlight weeds need to grow.
3. **Temperature Moderator** – White side down retains soil temperature, even at night
4. **Fruit Ripener**– When used white side up, reflected diffused light can help ripen fruit.

The name “Water Saver Weed Mat” says it all to stop weeds from robbing your new seedlings of sunlight, moisture, and nutrients. Apply them once and your seedling stage weed control is done! No repeated treatments are needed year after year. Water Saver completely blocks weeds for three years or more. During that time, your seedlings have access to all the light, water, and nutrients in the covered area. **(Sold Only in Packs of Ten)**

FELCO #2 HAND

PRUNER \$65.00

FELCO #13

EXTENDED

HAND \$75.00

FELCO 220 BYPASS

LOPPER \$200.00

FELCO PRUNERS & LOPPERS

(Don't waste your money on cheap pruners)

We believe Felco carries the best pruners and loppers on the market today! These are the same pruners we use at the nursery, and I use on my plants at the farm. The hand-held bypass pruners are for the smaller jobs and the large bypass loppers are for thinning and shaping larger trees. The only problems that we have had with any Felco product are them disappearing.



See Other supplies at Nursery Store

PLANTING INSTRUCTIONS

Seedling care

At no point when handling your plants allow the roots to dry out. This applies to fall, winter, and spring plantings. We do not suggest any plantings during the summer months. Plant seedlings as soon as you can upon receiving them. If it is possible to plant your tree seedlings within one week of receiving them, leave them in the original package and store them in a cool place out of direct sunlight. Check the roots every couple of days to make sure they are moist. Do not allow the seedlings to freeze or remain in an area that could get too hot. If at any time you feel the seedlings need moisture, wet some paper towels or newspaper and wrap around the roots in the box to retain moisture.

Another way to store your seedlings is to heel them in; this works well for more extended storage. Dig a trench in the ground deep enough and wide enough to insert the bundle of seedlings' roots into the ground and cover it with soil. Next, you want to water the ground to settle the earth and keep it moist. Next, I would like you to water the seedlings at least once a week unless you have had adequate rain. The seedling's roots will keep moist much longer, and you can remove and plant them as needed.

Planting Your Trees

The hole you prepare is as important as the seedling you are planting. The hole you dig will need to be deep and wide enough to place the seedling without j-rooting easily or smashing the roots together. Please make sure the hole is deep enough so that you can plant your trees at the same depth that they were in the nursery. You will see a slight color change from the tree trunk to the root system. Plant at that depth, maybe a bit deeper, but do not leave any roots above ground.

All fruit trees will grow better on well-drained soils. Some oaks are suited for wetter soils and will do great, but not all trees will grow in moist bottomland. Sunlight is essential for most trees and plants. Plant in full sun where possible, and remember that morning sun is more important than evening sun, so if you get 4-6 hours of sunlight, plant for morning sun if possible. Again wet soils are not acceptable for fruit trees.

Most of all concerns, take your time and plant your trees right. Rushing through causes poor plantings and thus results in poor results. I had rather you plant fewer trees and plant them right. Set up a five-year plan for your property and plant in sections to give your trees extra care in the 1st season.

Tree Spacing

Oak and Chestnut plant spacing recommendation at 25-35 ft. Plant in groups to ensure pollination and give more extensive support of food in the area once the trees start to produce. Chestnuts typically start producing within 5-7 years. Oak trees will vary widely depending upon species. Early producing oaks include Sawtooth, Gobbler Sawtooth, Chinkapin Oaks,

PLANTING INSTRUCTIONS

Dwarf Chinkapin Oaks, Live oaks, and water oak. From experience with the above species, you could have acorns with 5-8 years on the above species. Always use tree tubes and a quality fiberglass stake to ensure survival and increase growth.

Fruit trees should be spaced 15-25ft depending upon species. Apples and crabs are sometimes planted closer because of differing rootstocks; this is because of the semi-dwarfing rootstock on many species. Always check with your grower to find out what rootstock they are using. If plants are grafted on wild apple rootstock space at least 20ft apart, pears grow much larger and faster, so the minimum spacing would be 20 ft. It's best to plant fruit trees in groups mixing apples and crabs to aid in pollination. Also, plant pears together and mix varieties for pollination. Planting different fruit trees in the same area gives you excellent pollination and offers an extended drop of fruit. Keep in mind that some fruit trees will produce within three years; this is not always optimum because heavy fruiting slows the growth and can damage trees. Most fruit trees will be large enough to withstand a good fruit crop about five years after planting.

Finishing up

Planting trees can be a gratifying project for you, your property, and hunting members, and a great family outing. Seeing the results of your labor is very rewarding. Following our recommendations, we expect you to have 90% survival or better. Things will happen out of your control, and you will lose some trees; it happens to us also. Be patient and give them time to grow and mature; you will reap the rewards for years.



Call and place your order today 1.800.221.9703

DISEASE AND PEST CONTROL MEASURES

I have spoken with customers about using the Dormant spray in many articles and numerous times throughout the season. Applying dormant oil to all your fruit trees before Spring bud break is the 1st part of a great spray regimen.

We recommend a solid coating of dormant oil on the entire tree from top to bottom if possible. Keep in mind that spraying is a crucial step in caring for all fruiting trees, including berry plants, plums, and vines.

Secondly, applying a coating of fire blight spray during bloom on pear and apple trees will help tremendously stop the spread of fire blight. Fire blight is a bacterial infection that affects Pears and some apples. No other spray is typically sprayed on trees while in bloom except streptomycin sulfate to control fire blight. The best application process would include early morning or late afternoon spraying to avoid disturbing bees and other beneficial insects. Fertilome Fire Blight Spray is what we would recommend.

After the flowers turn and the petals drop, it is time to apply a copper fungicide for leaf spots, rot, and fungus that can affect the trees.

After the summer temps begin to reach 85 and above during daylight, you can start applying pest and disease sprays to your growing season. Again remember that it is always best to spray early in the morning or late in the evening to avoid contacting bees and beneficial insects.

Neem oil is an excellent Organic insecticide used here at the nursery. We use it on fruit trees, flowers, berry plants, and vegetables. It's natural, safe, and can also be used as a dormant spray.

Please keep this in mind when using any product. Please follow all label instructions, wear protective clothing, and do not use around children and pets.



Fireblight infected tree.

TREE AND PLANT DE-ESCALATION AREA

We may overstock or understock each season, but rest assured, we are stocked to some degree. At some point each year, clients ask what we have on special. So, we have decided to have an all-season special. For pickup customers only looking for a deal we will have a pad set up just for you on close-out, 2nds, or overstocked plant material. Below are the rules for this area.

- 1) 1st come 1st serve.
- 2) No questions asked; you can get it if it's on the pad.
- 3) You pick out the plants, and you load them.
- 4) No warranty, No guarantee, No talking back
- 5) All items will be half-price or below in this area only.
- 6) Bring your trailer, bring your friends, Bring your Money.
- 7) 1st annual "It Is What It Is De-Escalation, Saturation, of Diminishing Returns."

DON'T BE SHY, COME AND GET'EM!



PRACTICAL WILDLIFE MANAGEMENT INFORMATION


Wildlife Trends
JOURNAL

WILDLIFE GROUP CUSTOMERS

How much time and money do you spend managing your property for wildlife? You've proven you are a good land steward by buying and planting trees on your property for wildlife. But where do you go for the latest research-based information to care for your trees? When to fertilize, what trees to plant, pruning tips, tree placement and so on.

Subscribe today to *Wildlife Trends Journal* magazine and website to answer these questions and more from Predator Control, Pond Management, Food Plot Management, Timber Management and much, much more.

Please visit our website,
www.wildlifetrends.com
to see sample articles and videos
to help you improve the wildlife
habitat on your property.



Wildlife Trends **JOURNAL**

www.wildlifetrends.com

800-441-6826

The Wildlife Group
WWW.WILDLIFEGROUP.COM

2858 COUNTY ROAD 53

TUSKEGEE, AL 36083

FAX 1-334-724-9300

**CALL 1-800-221-9703
TO PLACE YOUR ORDER!**

MAIL OR FAX IN ORDER FORM
IN THE CENTER OF THIS CATALOG.

PRSRRT STD
US POSTAGE
PAID
PERMIT NO. 275
MONTGOMERY AL



Please visit our facebook page